



Main Objectives of Activity Book

- To guide children in the understanding of our beloved Prophet Muhammad (P.B.U.H)

Page(s)	Objective(s)	Learning Experience	Additional Resources	Teaching	Reflection
1	<p>About Me To encourage younger children to learn to write/spell their names.</p> <p>To enable the older children to differentiate between the Hijri and Gregorian calendar.</p> <p>Intention</p> <ul style="list-style-type: none"> Encourage children to set intentions before doing something Children to really think about the 'why' before doing something <p>Du'a on Postcard</p> <ul style="list-style-type: none"> Children to memorise the du'a to recite before studying 	<p>Children are to fill up the page with information about themselves with aid from parents.</p> <p>Parents may introduce the Gregorian and Hijri calendars to children.</p>	<p>Gregorian-Hijri Calendar Conversion: Islamic Finder</p>  <p>Reading for parents:</p> 		



Page(s)	Objective(s)	Learning Experience	Additional Resources	Teaching	Reflection
3-4	Surah Al-Ikhlās <ul style="list-style-type: none"> Children to understand the syahadah through learning Surah Al-Ikhlās Children to internalise the meaning of Surah Al-Ikhlās 	<ul style="list-style-type: none"> Children to fill in the blanks, with important words that make up Surah Al-Ikhlās. This is to ensure that they process the concept and meaning as they write. Wordsearch is to help children with spelling and also retention of new vocabulary 	https://www.youtube.com/watch?v=7iuQl1zh5o		
5-6	Du'a of Prophet Ibrahim <ul style="list-style-type: none"> Memorise the du'a made by Prophet Ibrahim (AS) Understand the meaning of the du'a made 	<ul style="list-style-type: none"> Children to practise writing in Arabic 	<p>Further reading: https://www.humanappeal.org.uk/news/news-2020/5-praiseworthy-characteristics-of-ibrahim-as/</p> <p>Parents to watch the following video for context (on Prophet Ibrahim A.S) and to narrate/summarise the story for their child(ren).</p>		


			<p>Episode 1: When Abraham was Catapulted Into a Fire A Voice in the Desert by Imam Omar Suleiman</p> 	
7-10	<p>Muslim Scholars & Mathematics</p> <ul style="list-style-type: none"> Children to learn about the different Muslim scholars and their contributions to Science, Geography, Mathematics and humankind in general 	<ul style="list-style-type: none"> Children may get an adult to read to them about the different scholars Children to learn fundamental algebra Children to learn division by drawing 	<p>Intermediate Algebra for kids:</p>  <p>Further reading for parents:</p> <p>https://courses.lumenlearning.com/suny-hccc-world-civilization/chapter/the-is/</p>	

			amic-golden-age/	
11-12	Blessing <ul style="list-style-type: none"> To teach children the importance of being grateful by identifying the blessings that Allah has bestowed upon them 	<ul style="list-style-type: none"> Children to read or listen to the story written about the conversation between Prophet Muhammad (SAW) and his friends. Children to talk to their parents/adult on what are 3 blessings from Allah (SWT) that they are grateful for. Parents may ask them 'why?' to expand on their thought process. 	Video by Imam Omar Suleiman on Gratitude & Blessings: https://www.youtube.com/watch?v=mgPGyz8f6sE	
13-15	Gentleness <ul style="list-style-type: none"> To make children understand the importance of being gentle To complete maze activity to encourage children going the extra mile to do good 	<ul style="list-style-type: none"> Read the hadith which shows how our Prophet (SAW) was a mercy for all creations. Get children to 		


	<p>'Angel Jibreel continues to urge me to be kind to neighbours until i started to think that he would tell me that they have a share of my inheritance' [Al-Bukari]</p> <p>Breaking it down for children:</p> <ol style="list-style-type: none"> 1. What is inheritance? Inheritance refers to the wealth that family members will receive upon the death of someone. The wealth can be in different forms but mainly in the form of money, land, property, jewelry. Sometimes, one can leave part of his inheritance to people they don't know; like to orphans. 2. Who would normally have a share of someone's inheritance? Normally, one would leave his inheritance to his direct family members. 3. So if Angel Jibreel urges Prophet Muhammad (P.B.U.H) to be kind to the point he feels as though they have a share of his inheritance, what does it show about our relationship with our neighbours? It means that one should treat his neighbours just as he would his 	<p>explore how they can emulate this exemplary behaviour by drawing what they can do. They can also look for images online and print and paste it on the page.</p> <ul style="list-style-type: none"> • Children to think of a way to navigate through a maze to "share some cookies with a friend" 		
--	--	--	--	--




	family- with great kindness and mercy.			
16-19	Istighfar <ul style="list-style-type: none"> To teach children what they can recite when they are feeling down or angry To teach children to express their feelings through communication in various ways Learn to communicate through codes 	<ul style="list-style-type: none"> Children to read on the benefits of istighfar Children to correctly identify the right recitation for istighfar Children to learn the 'old-school' way of coding by writing coded words 	Code activities to do with children 	
20-22	Sadaqah <ul style="list-style-type: none"> Children to learn the importance of giving sadaqah Children to learn the different beneficiaries they can give to 	<ul style="list-style-type: none"> Children to read on 4 ways Prophet Muhammad (SAW) performed sadaqah Children to make and decorate their own sadaqah box for them to fill and donate to their chosen beneficiary/ beneficiaries 	To teach the different groups of people eligible for zakat through Muis.SG 	

24-26	Beauty of Masjids <ul style="list-style-type: none"> Children to learn about design elements in masjids around the world Children to be exposed to Mathematical concepts of Symmetry and Tessellation. 	<ul style="list-style-type: none"> Children to read about the Masjid architecture and the different distinctive elements in a masjid 	<p>Show your children the site to let them see the beautiful architecture of masjids from around the world</p> 	
27	<ul style="list-style-type: none"> To test for understanding 	<ul style="list-style-type: none"> Children may refer to the story book to complete the crossword puzzle 		
28	Test their observational skills.			
31-34	Prophet Muhammad's Favourite Food <ul style="list-style-type: none"> Children to understand the health benefits of some of Prophet Muhammad's favourite food Children to learn about what makes up their own favourite food 	<ul style="list-style-type: none"> Children to read about Prophet (SAW)'s favourite food and their benefits. Children to do their own 	<p>Use Kiddle to do research. Prepare a piece of paper for them to jot down their findings on their own.</p> <p>For younger children:</p>	

		<p>research on the benefits of honey- you may want to show them how to use Kiddle (kids version of Google) to find the information on their own</p> <ul style="list-style-type: none"> Children to fill a table to sieve out the differences between sweet and sour pomegranate. It is important that they do not regurgitate the information but pick the differences only. Parents may lead with other examples of their own. Wordsearch to allow children to internalise the spellings and some of the favourite foods. Picture-matching game is to allow 	<ul style="list-style-type: none"> Let them type on their own so they will learn to be more familiar with the keyboard. Lead them to 'Kiddle' homepage and let them type 'benefits of honey' on their own. <p>For older children:</p> <ul style="list-style-type: none"> Ask them what kind of keywords should they type to get the information they need (so you become aware of their thought process) Get your children to summarise 2 benefits of honey which they remember most. Ask them to write it in their own words (allow room for wrong spelling- and teach them the 	
--	--	--	---	--

		<p>children to identify these food especially when they head to the supermarket. You may bring them on a trip to see if they could find these food.</p>	<p>right spelling after which).</p>	
35-36	<p>Map-Reading</p> <ul style="list-style-type: none"> • To expose children to the fundamentals of map-reading and spur their inquisitive nature • To inculcate love of geography in children • Learn about the 3 main masjids present in Medina. 	<ul style="list-style-type: none"> • An adult is to guide children how to read a map • Following instructions, children are to add some stickers on specific points in the map 	<p>Introduction to maps (Leapfrog):</p> 	

	<p>children</p> <ul style="list-style-type: none"> Learn about the 3 main masjids present in Medina. 	<p>children are to add some stickers on specific points in the map</p>		
	<ul style="list-style-type: none"> Children to memorise the du'a to recite before studying 	<ul style="list-style-type: none"> Children to colour a picture of a masjid and paste the picture with the accompanying du'a somewhere accessible to facilitate memorisation of du'a 		

